

Commonwealth of Massachusetts Board of Library Commissioners

98 North Washington Street • Boston, Massachusetts 02114
617 725-1860 • 800 952-7403 (in-state only) • FAX 617 725-0140

MASSACHUSETTS LIBRARY DATA

Automated Resource Sharing Networks Report

FY2011 (July 1, 2010 - June 30, 2011)

Distributed: June, 2012

Massachusetts Board of Library Commissioners

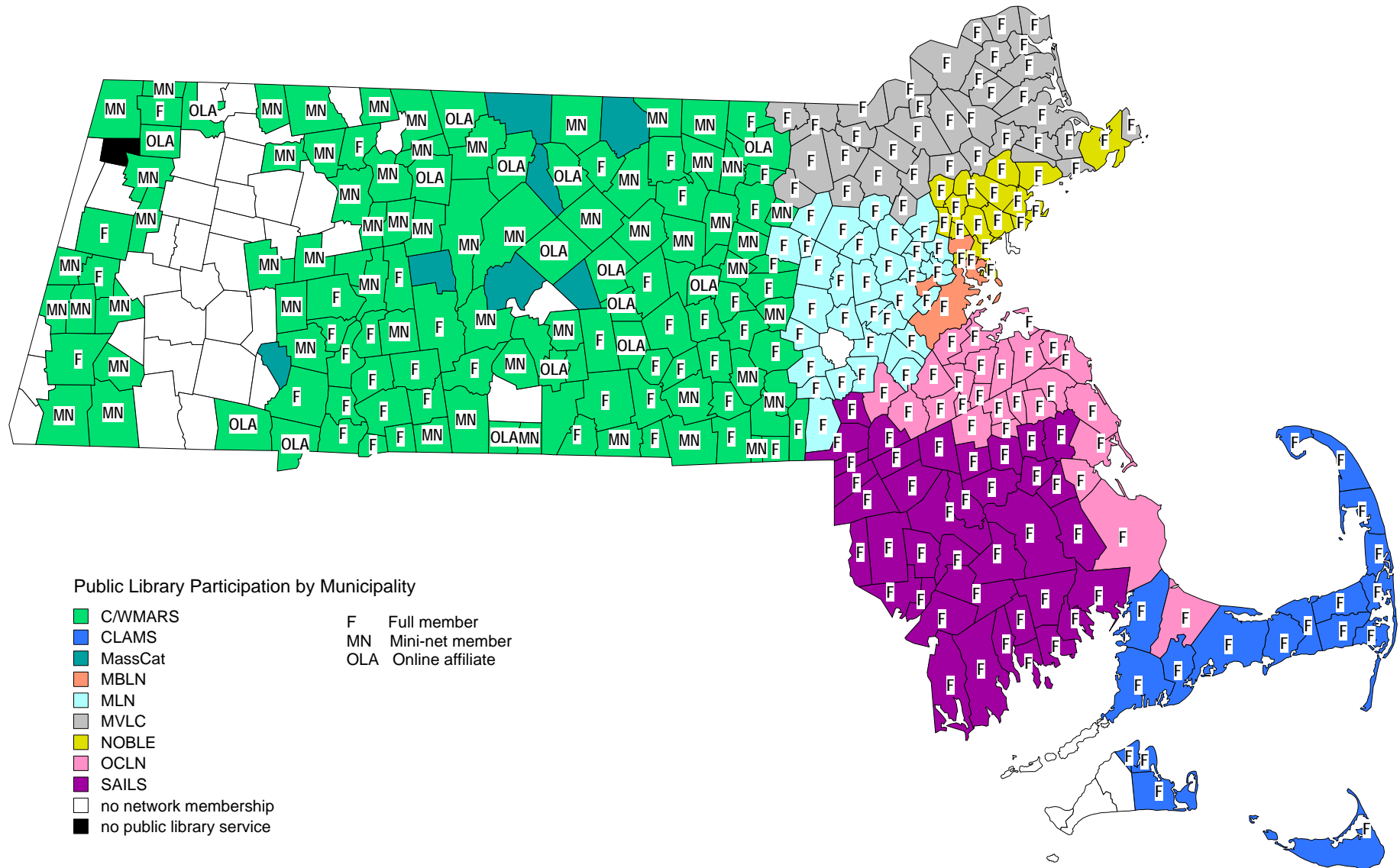
Katherine K. Dibble, Chairman
Francis R. Murphy, Vice Chairman
Mary Rose Quinn, Secretary

Carol Caro
George T. Comeau, Esq.
Vicki L. Kaufman
Dr. Em Claire Knowles
Gregory J. Shesko
Alice M. Welch

Prepared with LSTA funds

Preparation of this report was supported in part by the U.S. Institute of Museum and Library Services. However, the opinions expressed herein do not necessarily reflect the position or policy of that agency, and no official endorsement by that agency should be inferred.

Massachusetts Board of Library Commissioners Public Library Participation in Automated Resource Sharing Networks



Introduction

The **Automated Resource Sharing Networks Report, FY2011** displays data submitted by nine automated resource sharing networks serving libraries in Massachusetts.

With this report we present data about the automated resource sharing networks in one consistent format. Please note that some of the data reflects activity during fiscal year 2011 (July 1, 2010-June 30, 2011) while other data is reported as a snapshot as of June 30, 2011. Snapshot data may well have changed by the time you read this report.

We assess annually the usefulness of the data presented here, we will consider adding or deleting data elements based on feedback from the networks, the Board, and the library community.

We welcome your comments.

Paul Kissman, Library Information Systems Specialist
Rachel Masse, Administrative Coordinator

Robert C. Maier, Director
Massachusetts Board of Library Commissioners
98 North Washington Street, Suite 401, Boston, MA 02114
1-800-952-7403 or 617-725-1860; FAX 617-725-0410
www.mass.gov/mblc

Massachusetts Library Data: Automated Resource Sharing Networks Report FY2011 (July 1, 2010 - June 30, 2011)

Distributed: June, 2012

Automated Resource Sharing Networks Report FY2011 (July 1, 2010 - June 30, 2011)

Table of Contents

Network Address List	1
Network Membership	2
Total Operating Income	3
Erate Income	4
Total Operating Expenditures	5
Network Telecommunication Expenditures	6
Capital Revenue & Expenditures	7
Circulation Information	8
Resource Sharing Information	9
Staffing	10
Member Services Provided	11-12
Appendix A - Charts and Tables	
A-1, Network Membership by Type as of June 30, 2011	13
A-2, FY2011 Network Operating Income by Source	14
A-3, Network Operating Income by Source, FY2007- FY2011	15
A-4, FY2011 Network Operating Expenditures by Type	16
A-5, Network Operating Expenditures by Type, FY2007 - FY2011	17
A-6, Total Interlibrary Loans via Networks, FY2007-2011	18
A-7, Staffing-FY2007 - FY2011	19
A-8, Capital Expenditures-FY2007 - FY2011	20
Appendix B - Definitions for Networks Data	21
Appendix C - List of Network Members	26

Network Address List FY2011

C/W Mars, Inc.

Joan Kuklinski
67 Millbrook Street, Suite 201
Worcester, MA 01606
FY11 President: Sharon Sharry, Greenfield Public Library
Vendor Info: Innovative Interfaces, Millennium 2007
Phone: (508) 755-3323 Fax: (508) 755-3721

Cape Libraries Automated Materials Sharing, Inc. (CLAMS)

Gayle Simundza, Administrator
270 Communication Way, Unit 4E/4F
Hyannis, MA 02601
FY11 President: Elaine McIlroy, Wellfleet Public Library
Vendor Info: Innovative Interfaces, Millennium 2009B
Phone: (508) 790-4399 Fax: (508) 771-4533

Fenway Libraries Online (FLO)

Walter Stine, Executive Director
c/o Wentworth Institute of Technology
550 Huntington Avenue
Boston, MA 02115
FY11 President: Jean Morrow, New England Conservatory
Vendor Info: Ex Libris, Voyager 7.2.1
Phone: (617) 442-2384 Fax: (617) 442-1519

Merrimack Valley Library Consortium, Inc. (MVLCC)

Larry Rungren, Executive Director
1600 Osgood Street, Suite 20-2-94
North Andover, MA 01845
FY11 President: Angela Mollet, Gleason Public Library, Carlisle
Vendor Info: Sirsi Dynix Horizon 7.4.2/Evergreen 2.2 (May)
Phone: (978) 557-1050 Fax: (978) 5578101

Metro-Boston Library Network (MBLN)

Clayton Cheever
Boston Public Library
700 Boylston Street
Boston, MA 02217
President: Not Applicable
Vendor Info: SirsiDynix, Horizon 7.3.4
Phone: (617) 859-2385 Fax: (617) 536-2853

Minuteman Library Network (MLN)

Susan McAlister
10 Strathmore Road
Natick, MA 01760
FY11 President: Rick Barr, E. Ross Anderson Library, Dean College
Vendor Info: Innovative Interfaces, Millennium 2009B 1.2
Phone: (508) 655-8008 Fax: (508) 655-1507

North of Boston Library Exchange (NOBLE)

Ron Gagnon, Executive Director
26 Cherry Hill Drive
Danvers, MA 01923-2575
FY11 President: Martha Holden, Peabody Institute Library, Peabody
Vendor Info: Innovative Interfaces, Millennium 2007 1.3
Phone: (978) 777-8844 Fax: (978) 750-8472

Old Colony Library Network (OCLN)

David Slater
220 Forbes Road
Suite 401
Braintree, MA 02184
FY11 President: Rebecca Freer, Norwell Public Library
Vendor Info: SirsiDynix, Symphony 3.3.1
Phone: (781) 794-2513 Fax: (781) 794-2517

SAILS Library Network

Deborah Conrad
547 West Grove Street, #4
Middleboro, MA 02346
FY11 President: Robin Glasser, Norfolk Public Library
Vendor Info: SirsiDynix, Symphony 3.3.1
Phone: (508) 946-8600 Fax: (508) 946-8605

Network Membership as of FY2011

Network	Members / Sites					Membership Type		
	Public	School	Academic	Special	Total	Full	Mininet	OLA/ Associate*
C/W MARS	135 / 163	2 / 2	11 / 11	1 / 1	149 / 177	62	62	25
CLAMS	31 / 34	0 / 0	1 / 1	0 / 0	32 / 35	32	0	0
FLO	0 / 0	0 / 0	9 / 12	1 / 2	10 / 14	10	0	0
MBLN	3 / 32	2 / 24	2 / 2	1 / 1	8 / 59	8	0	0
MLN	35 / 53	0 / 0	7 / 8	0 / 0	42 / 61	42	0	0
MVLC	35 / 38	0 / 0	0 / 0	0 / 0	35 / 38	35	0	0
NOBLE	17 / 22	1 / 1	9 / 12	1 / 1	28 / 36	26	0	2
OCLN	26 / 34	0 / 0	2 / 3	0 / 0	28 / 37	28	0	0
SAILS	38 / 47	24 / 24	2 / 4	0 / 0	64 / 75	64	0	0
TOTALS	320 / 423	29 / 51	43 / 53	4 / 5	396 / 532	307	62	27

*C/W MARS "Online Affiliate Only" (OLA) membership and NOBLE "Associate" membership are similar.

Total Operating Income for FY2011

Network	Member Fees		MBLC Funds + Net Resource Sharing			+ Small Libs/Nets [§]	=	Total MBLC Funds	Other Sources	Total Operating Income
	Basic Fees	Elective Svcs.	Telecomm*							
C/W MARS	\$1,907,732	\$54,000	\$97,284	\$136,762	\$174,444		\$408,490	\$32,575	\$2,402,797	
CLAMS	\$676,217	\$0	\$21,855	\$44,308	\$0		\$66,163	\$11,032	\$753,412	
FLO	\$498,215	\$42,550	\$8,366	\$38,255	\$0		\$46,621	\$61,184	\$648,570	
MBLN	\$571,312	\$0	\$117,678	\$112,212	\$0		\$229,890	\$0	\$801,202	
MLN	\$1,810,069	\$11,251	\$136,547	\$129,210	\$0		\$265,757	\$12,590	\$2,099,667	
MVLC	\$1,115,553	\$1,800	\$97,954	\$69,816	\$12,500		\$180,270	\$2,400	\$1,300,023	
NOBLE	\$1,187,773	\$418,153	\$129,111	\$75,781	\$0		\$204,892	\$106,644	\$1,917,462	
OCLN	\$906,713	\$0	\$111,180	\$67,451	\$0		\$178,631	\$1,137	\$1,086,481	
SAILS	\$829,372	\$48,873	\$20,002	\$76,205	\$0		\$96,207	\$4,250	\$978,702	
TOTALS	\$9,502,956	\$576,627	\$739,977	\$750,000	\$186,944		\$1,676,921	\$231,812	\$11,988,316	

*The Massachusetts Library System received \$10,023 to support telecomm for non-network libraries, for a program total of \$750,000

§ C/W MARS includes both LSTA and State Small Libraries in Networks funds from Account 7000-9506. The Massachusetts Library System received \$9,000 from Account 7000-9506 for a total Small Libraries in Networks amount of \$195,944.

Erate Income for FY2011

Network	Erate Received*	Erate Discount %
C/W MARS	\$62,809	40-53%
CLAMS	\$16,514	50%
FLO	#N/A	#N/A
MBLN	\$715,692	89-90%
MLN	\$98,984	43%
MVLC	\$72,072	44%
NOBLE	\$77,524	54%
OCLN	\$111,783	48%
SAILS	\$13,635	43%
TOTALS	\$1,169,013	

*As reported on FY2011 Telecommunications Expenditure Report. Total E-Rate funds actually received during the fiscal year may not agree with the E-Rate Funding Commitment for that year.

Total Operating Expenditures for FY2011

Network	Staff	Admin. Support	Telecomm.*	ILS Hardware/ Software Maint.	Telecomm. Hardware/ Software Maint.	Database Licensing	Shared eBook/ Audiobook **	Bibliographic Services	Other Operating	Total Operating
C/W MARS	\$1,203,719	\$112,633	\$250,410	\$397,028	\$19,470	\$154,451	\$38,886	\$120,059	\$118,646	\$2,415,302
CLAMS	\$393,173	\$131,014	\$29,587	\$63,167	\$34,220	\$4,500	\$46,439	\$40,555	\$3,580	\$746,235
FLO	\$335,298	\$91,426	\$10,157	\$75,483	\$11,311	\$1,500	\$21,367	\$40,296	\$38,165	\$625,003
MBLN	\$260,200	\$55,033	\$137,333	\$91,205	\$576,806	\$0	\$0	\$20,000	\$10,100	\$1,150,677
MLN	\$1,015,309	\$170,724	\$200,130	\$175,267	\$61,647	\$94,106	\$100,000	\$81,452	\$64,756	\$1,963,391
MVLC	\$700,577	\$124,984	\$136,761	\$75,595	\$63,448	\$56,680	\$10,500	\$70,981	\$5,201	\$1,244,727
NOBLE	\$722,281	\$140,016	\$170,321	\$204,254	\$58,407	\$92,015	\$59,774	\$56,073	\$35,975	\$1,539,116
OCLN	\$456,431	\$111,447	\$137,708	\$78,328	\$17,915	\$58,231	\$20,382	\$53,965	\$5,922	\$940,329
SAILS	\$426,878	\$137,375	\$31,639	\$119,946	\$13,462	\$34,164	\$51,242	\$45,735	\$3,063	\$863,504
TOTAL	\$5,513,866	\$1,074,652	\$1,104,046	\$1,280,273	\$856,686	\$495,647	\$348,590	\$529,116	\$285,408	\$11,488,284

*Expenditures after E-Rate discounts applied.

**FLO is eBook only.

Network Telecommunication Expenditures for FY2011*

Network	MLIN I	Shared Internet Access	Remote-to-Host	Total Telecommunication Expenditures
C/W MARS	\$1,088	\$10,800	\$238,522	\$250,410
CLAMS	\$0	\$13,442	\$16,145	\$29,587
FLO	\$0	\$10,157	\$0	\$10,157
MBLN	\$0	\$8,580	\$128,753	\$137,333
MLN	\$0	\$32,701	\$167,429	\$200,130
MVLC	\$0	\$39,600	\$97,161	\$136,761
NOBLE	\$0	\$47,442	\$122,879	\$170,321
OCLN	\$0	\$2,503	\$135,205	\$137,708
SAILS	\$0	\$4,650	\$26,989	\$31,639
TOTALS	\$1,088	\$169,875	\$933,083	\$1,104,046

*Expenditures after E-Rate discounts applied.

Capital Revenue & Expenditures for FY2011

Network	Capital Revenue	Capital Expenditures	Capital Improvement Fund
C/W MARS	\$249,148	\$46,246	\$963,853
CLAMS	\$0	\$4,029	\$399,507
FLO	\$9,284	\$8,926	\$490,623
MBLN	\$0	\$0	\$0
MLN	\$53,197	\$34,445	\$247,939
MVLC	\$19,570	\$68,870	\$256,290
NOBLE	\$0	\$71,346	\$1,150,730
OCLN	\$21,194	\$29,533	\$900,000
SAILS	\$39,191	\$32,804	\$33,177
TOTAL	\$391,584	\$296,199	\$4,442,119

Circulation Information for FY2011

Network	Total Circulation	Total eBook Circulation	Total Downloadable Audio Circulation	Total Downloadable Video Circulation
C/W MARS	12,975,356	28,046	34,954	959
CLAMS	3,534,448	19,492	25,950	0
FLO	251,711	185,747	703	4,949
MBLN	3,534,413	78,228	101,932	1,651
MLN	16,791,084	17,714	29,907	0
MVLC	6,472,964	11,776	32,650	0
NOBLE	3,901,674	9,554	15,488	0
OCLN	5,800,000	12,245	21,766	0
SAILS	4,532,938	170,620	24,175	0
TOTAL	57,794,588	533,422	287,525	7,559

Resource Sharing Information as of June 30, 2011

Network	Bibliographic Database		Electronically Facilitated ILLs			
	Number of Titles	Number of Items	Network Transfers	From Virtual Catalog	Point-to-Point	Total ILLs
C/W MARS	1,946,466	8,879,459	1,387,366	10,607	0	1,397,973
CLAMS	507,162	1,581,677	522,566	5,412	732	528,710
FLO	877,331	1,086,473	5,553	2,329	0	7,882
MBLN	3,084,059	5,586,991	51,470	7,429	0	58,899
MLN	1,493,839	6,620,271	1,935,915	21,932	2,829	1,960,676
MVLC	897,952	3,261,961	811,606	4,807	3,541	819,954
NOBLE	1,604,182	3,877,832	396,282	9,645	1,740	407,667
OCLN	865,191	3,061,772	526,084	8,443	176	534,703
SAILS	1,117,089	3,732,673	642,763	6,948	152	649,863
TOTALS	12,393,271	37,689,109	6,279,605	77,552	9,170	6,366,327

Staffing as of June 30, 2011

Network	Number of Staff	Hours Worked Per Week by all Staff	FTE (35 hrs/wk)
C/W MARS	21	732	20.9
CLAMS	8	245	7
FLO	4	125	3.5
MBLN	5	87.5	2.5
MLN	15	517.5	14.7
MVLC	9	337.5	9.6
NOBLE	14	356.5	10.1
OCLN	6	225	6.4
SAILS	7	230	6.5
TOTALS	89	2,856	81.2

Member Services Provided as of June 30, 2011

Number of Participating Libraries

Network	Wireless Access Support		Information & Referral Databases	Digital Archiving Services	Library Home Page Hosting	Centralized PC Mgmt.	On-site PC support	On-site Advising/ Consulting	Continuing Education		Time & Print Mgmt.
	Library PC's	Patron PC's							# of Sessions	# of Attendees	
C/W MARS	20	20	NO	37	NO	NO	ALL	YES	65	997	YES
CLAMS	NO	NO	NO	NO	NO	NO	NO	YES	35	233	NO
FLO	NO	NO	NO	4	NO	NO	NO	NO	14	112	NO
MBLN	3	3	NO	YES	NO	NO	NO	YES	0	0	NO
MLN	NO	NO	9	NO	NO	NO	ALL	YES	16	360	NO
MVLC	3	NO	NO	NO	18	35	20	YES	149	840	NO
NOBLE	NO	NO	NO	10	18	NO	15	YES	31	713	YES
OCLN	NO	NO	NO	NO	NO	NO	NO	YES	10	49	NO
SAILS	NO	NO	NO	8	30	NO	33	YES	19	170	YES
Total Number of Libraries Participating	26	23	9	59+	66		68+		339	3,474	

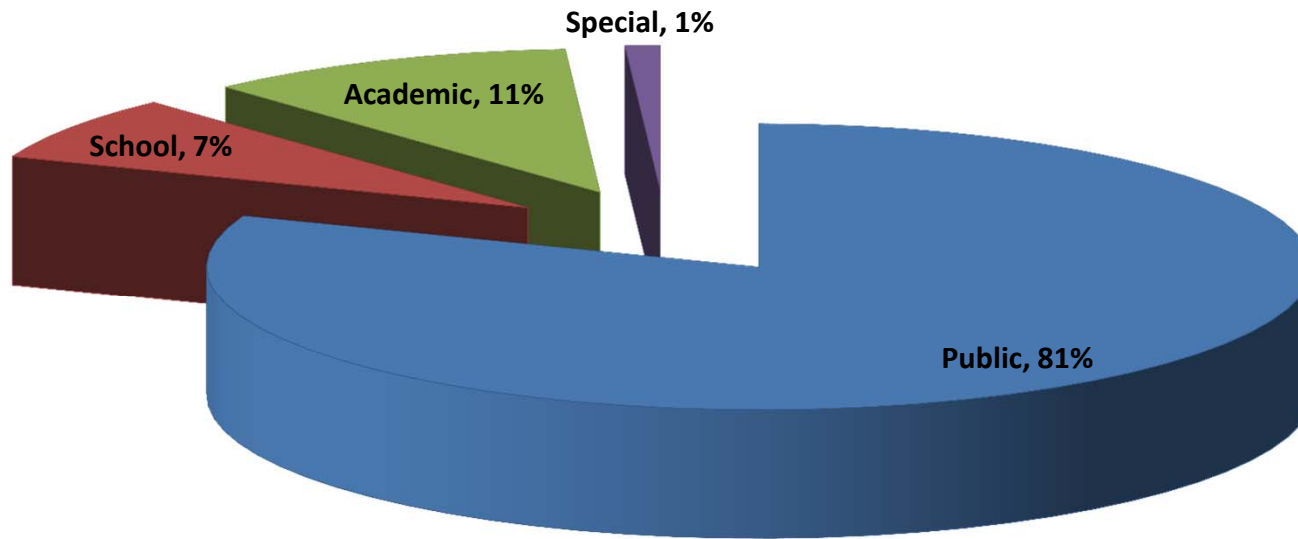
Member Services Provided as of June 30, 2011

Network	Database Licenses				eBooks							Linking		Cataloging	Customized Reports
	Total Number of Databases		"In-library Only" databases		Shared eBook collections			Added in FY2011		Member exclusive purchases		OPAC to Online Journals	Online to OPAC		
	Networkwide	Individual	Networkwide	Individual	Y/N	Total Titles	Total Copies	Titles Added	Copies Added	Y/N	Number of Libraries				
C/W MARS	8 /	0	0 /	0	YES	4,809	6,028	2,169	2,989	YES	2	YES	YES	YES	YES
CLAMS	1 /	0	0 /	0	YES	16,896	17,028	16,896	17,028	NO	0	YES	NO	YES	YES
FLO	1 /	134	0 /	0	YES	65,974	N/A	22,245	N/A	NO	8	YES	YES	NO	YES
MBLN*	0 /	0	0 /	0	NO	0	0	0	0	NO	0	YES	YES	YES	YES
MLN	3 /	7	0 /	1	YES	2,506	3,489	2,280	3,228	YES	4	YES	YES	YES	YES
MVLC	6 /	1	0 /	0	YES	3,586	4,479	1,416	1,959	YES	4	NO	YES	YES	YES
NOBLE	12 /	36	0 /	0	YES	3,771	4,310	840	1,030	NO	0	NO	YES	YES	YES
OCLN	0 /	0	0 /	0	YES	1,147	1,620	269	372	YES	6	YES	YES	YES	YES
SAILS	1 /	0	0 /	0	YES	1,765	2,753	724	1,092	NO	0	NO	YES	YES	YES
TOTALS:	32 /	178	0 /	1		100,454	39,707	46,839	27,698		24				

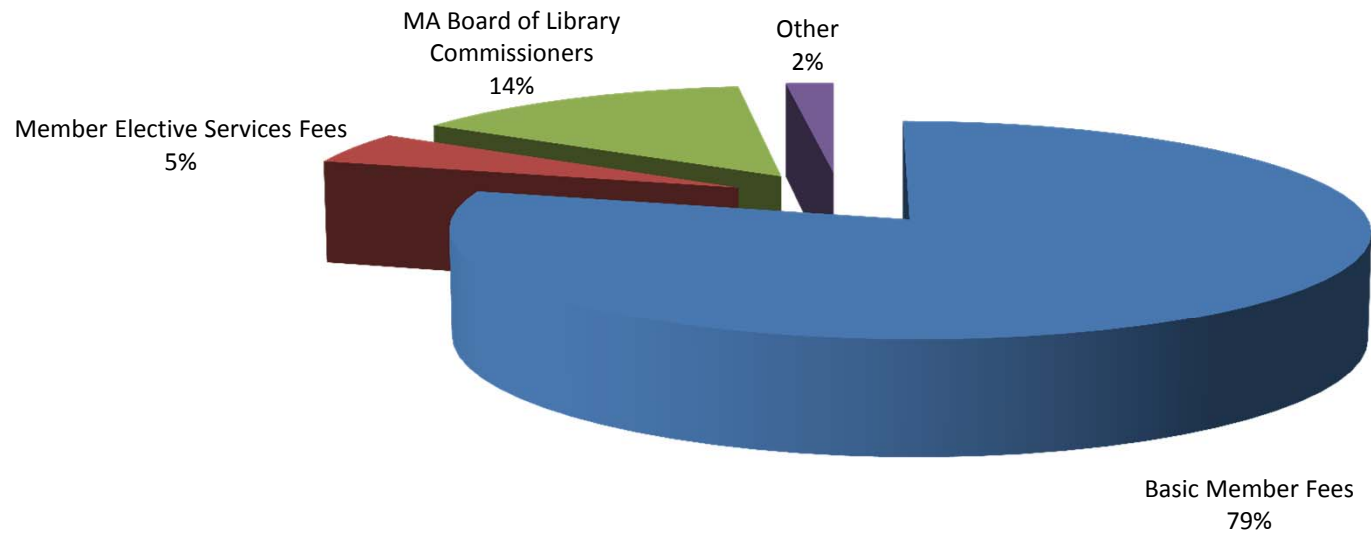
*BPL licensed databases and econtent were reported here in previous years. MBLN is not involved in licensing content.

Appendix A-1 Network Membership by Type as of June 30, 2011

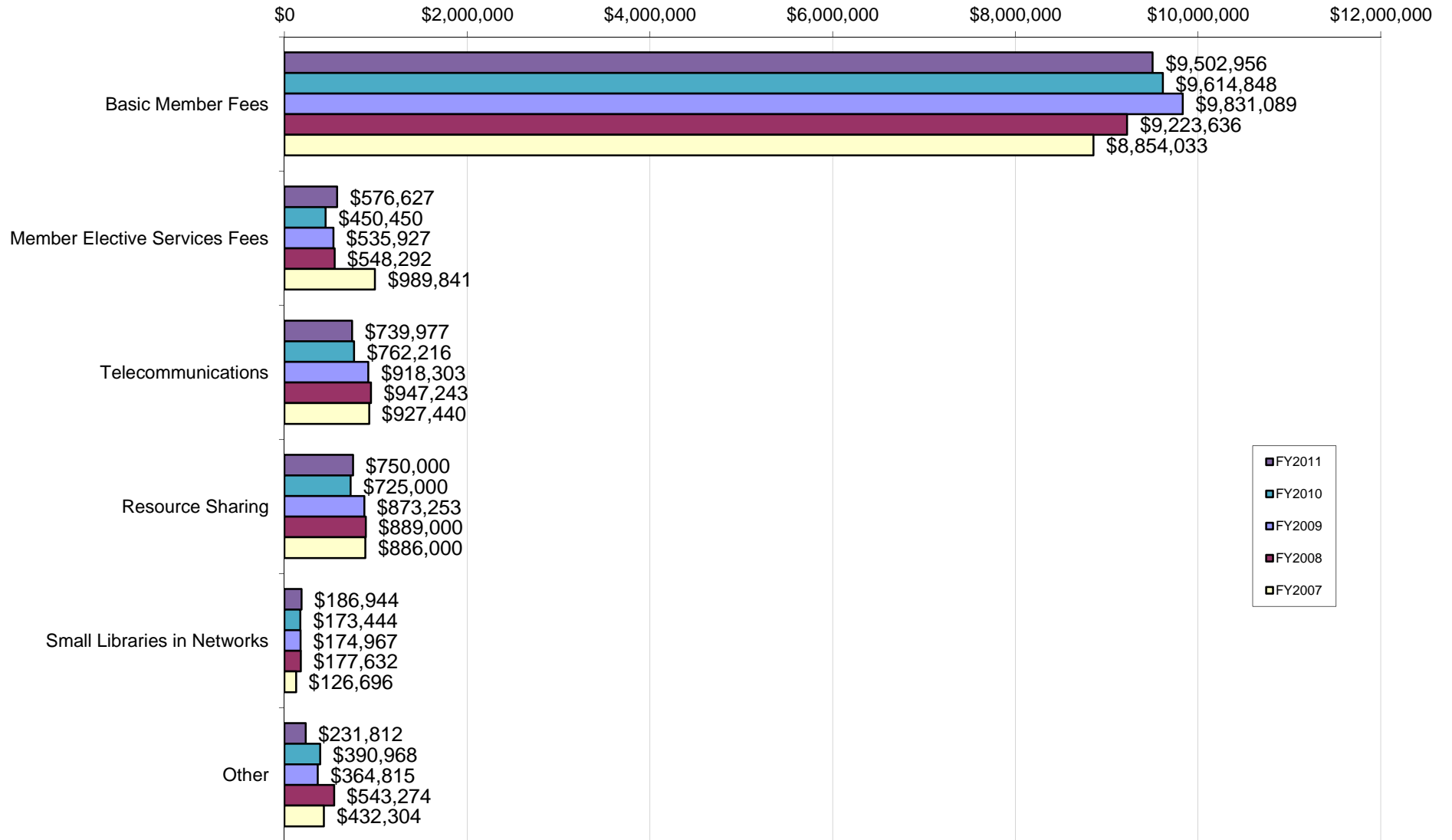
■ Public ■ School ■ Academic ■ Special



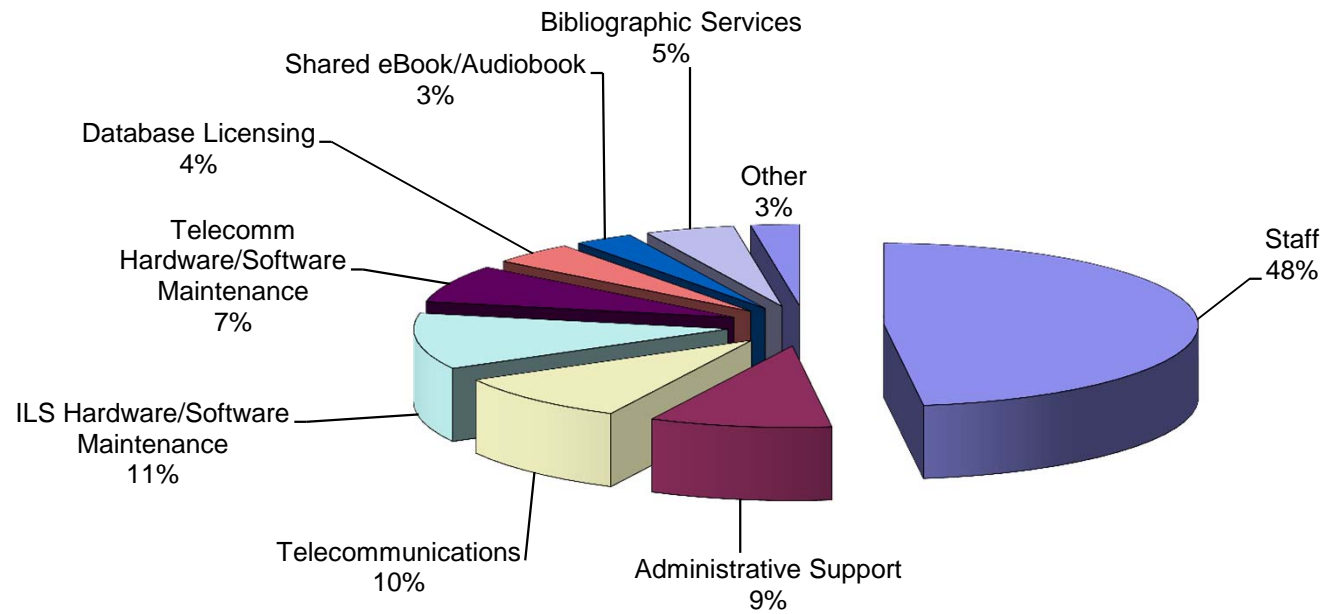
Appendix A-2 FY2011 Network Operating Income by Source



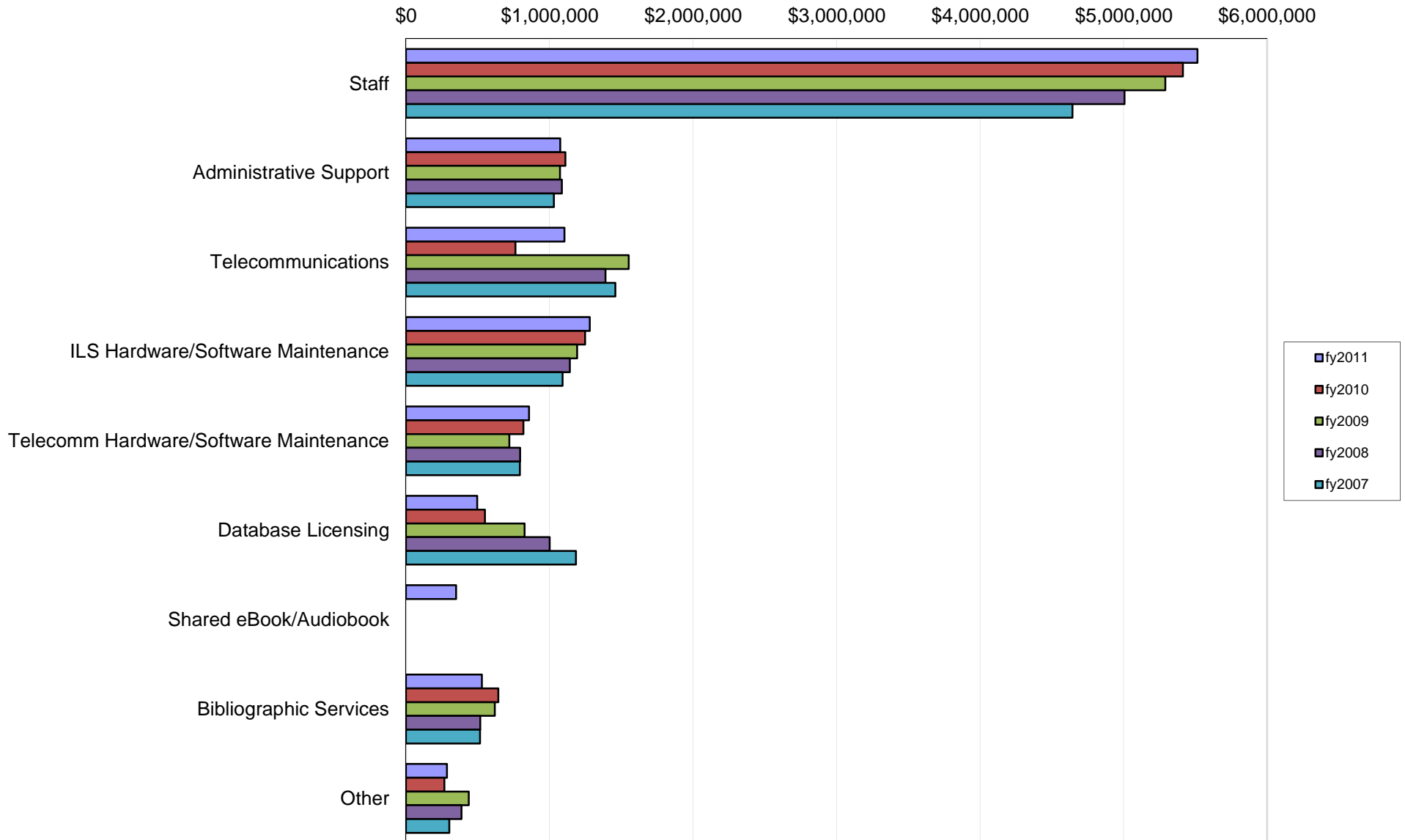
Appendix A-3 Network Operating Income by Source, FY2007 - FY2011



Appendix A-4 Network Operating Expenditures by Type as of June 30, 2011

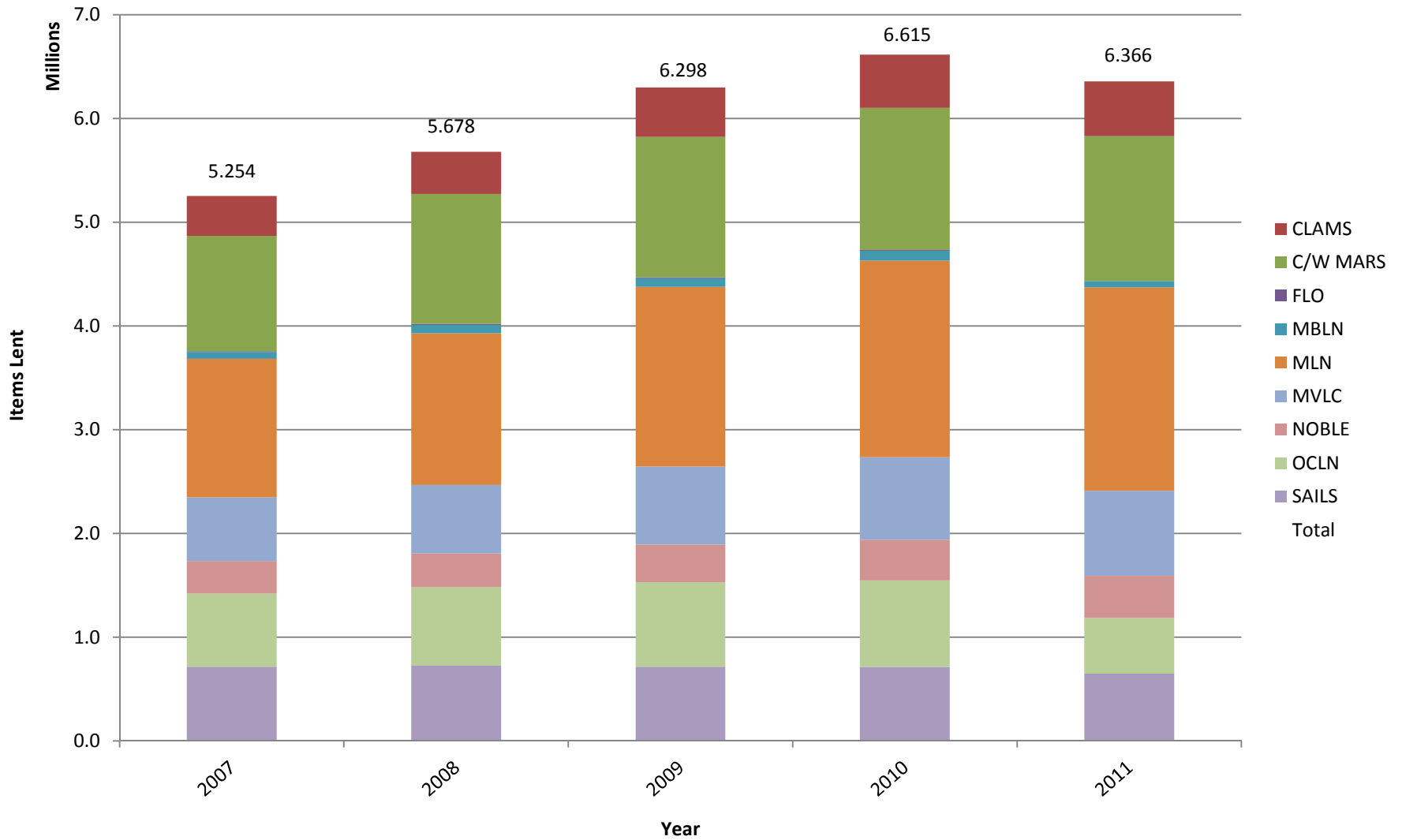


Appendix A-5 Network Operating Expenditures by Type, FY2007 - FY2011



Shared eBook/Audiobook data not collected before FY2011

Total Interlibrary Loans via Networks



Appendix A-7

Staffing FY2007-FY2011

Network	Number of Staff (head count)					Hours Worked Per Week by all Staff					FTE (35 hrs/week)				
	FY07	FY08	FY09	FY10	FY11	FY07	FY08	FY09	FY10	FY11	FY07	FY08	FY09	FY10	FY11
C/W MARS	21	21	20	20	21	729	716	689.5	694.5	732	20.8	20.8	19.7	19.8	20.9
CLAMS	7	8	8	8	8	205	230	244	244	245	5.85	6.5	6.9	6.9	7
FLO	4	4	4	5	4	122	125	117	145	125	3.48	3.5	3.3	4.1	3.5
MBLN	5	5	5	5	5	87.5	140	87.5	87.5	87.5	2.5	4	2.5	2.5	2.5
MLN	15	15	15	15	15	517.5	517.5	517.5	517.5	517.5	14.78	14.78	14.78	14.78	14.7
MVLC	9	9	9	9	9	312.5	320	329	330	337.5	8.9	9.2	9.4	9.4	9.6
NOBLE	12	13	12	11	14	348.5	388	365	320.1	356.5	9.95	11	10	9.1	10.1
OCLN	5	6	6	6	6	187.5	225	225	225	225	5.35	6.4	6.4	6.4	6.4
SAILS	7	7	7	7	7	245	245	245	245	230	7	7	7	7	6.5
TOTALS	85	88	86	86	89	2,754.5	2,906.5	2,819.5	2,808.6	2,856.0	78.61	83.18	79.98	79.98	81.2

Appendix A-8

Capital Expenditures FY2007-FY2011

Network	Capital Expenditures				
	FY2007	FY2008	FY2009	FY2010	FY2011
C/W MARS	\$14,911	\$5,000	\$29,559	\$97,472	\$46,246
CLAMS	\$170,440	\$54,050	\$0	\$19,496	\$4,029
FLO	\$7,806	\$25,025	\$7,845	\$28,483	\$8,926
MBLN	\$0	\$0	\$0	\$0	\$0
MLN	\$21,131	\$207,887	\$72,861	\$10,241	\$34,445
MVLC	\$64,803	\$7,876	\$4,856	\$16,733	\$68,870
NOBLE	\$53,364	\$0	\$0	\$0	\$71,346
OCLN	\$160,422	\$0	\$12,855	\$0	\$29,533
SAILS	\$191,073	\$14,134	\$5,499	\$35,973	\$32,804
TOTALS	\$683,950	\$313,972	\$133,475	\$208,398	\$296,199

Appendix B—Definitions for Data in the Networks Statistics Report, FY2011

Membership- Page 2	
Members	Total number of network members.
Sites	Number of discrete physical buildings served by the network. Includes branch libraries, multiple campuses, and bookmobiles.
Public	One of the 371 Massachusetts public libraries.
Schools	Public or private, K-12 school library or school library media center.
Academic	Library in a public or private college or university, technical school, and medical or law schools.
Special	Library in a business firm (law, sci-tech, consulting group, etc.), professional association, government agency, museum or other organized group; includes profit, not-for-profit, and non-profits.
Full Members	Full participant in the network according to existing rules and procedures of the network.
Mininets	In the C/W MARS network only, a public library serving a population under 10,000 or a school or academic library with a student FTE of under 1,000 that receives basic network services at a discounted cost with limited participation in network decision-making.
OLA/Associate	A library with a dedicated online connection to the network central site, that offers Internet access to the public and enters current acquisitions into the network database, but which does not circulate on the network and does not have its own vote.
MLIN-I	A library with dial-up access to the Internet supported with state funds.
Operating Income- Page 3	
Basic Fees	Fees paid by all members to belong to a network and for services common to all.
Elective Services (Fees)	Fees paid by members over and above basic membership fees to cover services only individual libraries choose to receive, such as databases or PC support.
MBLC Funds Telecommunications	State funds provided by the Massachusetts Board of Library Commissioners (MBLC) to offset telecommunications costs.
MBLC Funds Net Resource Sharing	State funds provided by the MBLC to offset network resource sharing costs.
MBLC Funds Small Libs/Nets	State (or Federal) funds provided by the MBLC to offset the cost of network membership for certain public libraries serving populations of under 10,000.
Other Sources	Any additional sources of income including, but not limited to non-MBLC grants, endowments, gifts, investments, etc.
Total Operating Income	Sum of the network's operating revenues from all its sources.
E-Rate- Page 4	
E-Rate Received	Actual dollar figure of E-Rate discounts received during the fiscal year. This figure might not correspond to the total funding commitments that will have been awarded by the Schools and Libraries Division (SLD) of the Universal Service Administrative Company (USAC) for the corresponding program year.

E-Rate Discount %	The average discount percentage, or range of percentages, for network telecommunications and/or Internet services that have received E-Rate funding commitments for the corresponding program year.
Operating Expenditures- Page 5	
Staff	Includes salaries and wages before deductions, and benefits for all employees including social security, retirement, medical insurance, life insurance, unemployment insurance and compensation, guaranteed disability income protection, workmen's compensation, tuition, and housing benefits.
Administrative Support	Rent and phone, etc.
Telecommunication	Total amount expended for telecommunications services for central site and connected library outlets.
ILS Hardware/Software Maintenance	Integrated Library Systems hardware/software maintenance. The cost of ongoing annual maintenance contracts for system server(s) (e.g., database, applications, mail, OPAC) and integrated library system vendor support contracts). Does not include original purchase/lease price.
Telecommunication Hardware/Software Maintenance	Includes the cost of maintenance contracts (e.g., routers, switches, DSU's, network monitoring services) but not the original purchase/lease price.
Database License	Money paid to vendors for purchase/lease/access for online database licenses for members. For example, Syndetics, OPAC content enhancement services.
Shared eBook	Money paid to vendors to lease/purchase electronic books for all network members (e.g., Overdrive/Recorded Books).
Bibliographic Services	Annual fees paid to LYRISIS/OCLC/SkyRiver for bibliographic utility/cataloging and authority work.
Total Operating	Sum of the operating expenditures from the network's budget for personnel, telecommunications, maintenance, licensing, annual fees and other operating expenditures.
Network Telecommunication Expenditures	The total reported on the 'Telecommunications Report' for each of the telecommunications service types: MLIN-I, Internet Access for the Central Site, Remote-to-Host (after E-Rate discounts).
Capital Expenditures & Revenues- Page 7	
Capital Revenues	Capital revenues include funding received for the purposes of capital projects. Includes LSTA equipment grants and other grant funds actually received (not necessarily the same as the amount awarded) during FY2011.
Capital Expenditures	Capital expenditures include nonrecurring expenditures for the acquisition of and/or addition to fixed assets. Local accounting practices determine whether a specific item is a capital expense or an operating expense.
Capital Improvement Fund	From either a dedicated capital improvement line or funds from a "reserve" account that may be used for capital improvements.
Circulation- Page 8	
Total Circulation	The total annual circulation of all library materials of all types, including renewals. All materials in all formats that are charged out for use outside the library are counted. Interlibrary loan transactions included are only items borrowed for users. Items checked out to another library are not included.

Total Circulation of eBook	The total circulation of eBook content for the network as a whole.
Total Circulation of Downloadable Audio	The total circulation of downloadable audio for the network as a whole.
Total Circulation of Downloadable Video	The total circulation of downloadable video for the network as a whole.
Resource Sharing- Page 9	
Number of Titles	Individual bibliographic records in the network's database regardless of the format of the item. Includes MARC records describing electronic content (<i>e.g.</i> , eBooks, licensed periodical titles, downloadable audio and video). Excludes authority control records and community I&R records.
Number of Items	The number of item or holdings records, regardless of format. Records that reflect periodical holdings are included.
Electronically Facilitated ILL's Network Transfers	Loan of materials on request between member libraries in a single network. Includes materials loaned to dial access or online affiliate libraries if the request is made through a hold, E-mail, or equivalent method on the network's system, as well as material loaned by member libraries of the network to libraries in other Massachusetts networks if the request is made through a hold, E-mail or equivalent method on the network's system. Transfers within a municipal public library system (<i>i.e.</i> , from branch to branch, branch to main or main to branch) are not included.
Electronically Facilitated ILL's From Virtual Catalog	Loan of materials requested through the statewide virtual catalog.
Electronically Facilitated ILL's Point-to-Point	Loan of materials with the transaction taking place directly between the borrowing and lending libraries with no intermediary and not facilitated by the virtual catalog.
Staffing- Page 10	
Number of Staff	Number of paid staff in all positions (headcount).
Staff hours worked per week by all staff	Total number of hours worked in a typical week by all paid staff.
FTE (35 hrs. /wk.)	Full-Time equivalency. This is computed by totaling the hours worked in a typical week by all paid staff and dividing by 35.
Member Services- Page 11	
Wireless Access Support Library PC's	Indicates whether the network supported wireless access in member libraries for PC's provided by the library.
Wireless Access Support Patron's PC's	Indicates whether the network supported wireless access in member libraries for PC's provided by library patrons.
Information & Referral Databases	Indicates whether the network hosted a community information and referral database for its members.
Digital Archiving Services	Indicates whether the network provided and supported a software application dedicated to digital materials, (image collections, audio files, binary files) such as SIRSI Hyperion or dynix "Digital Library."

Library Home Page Hosting	Indicates whether the network provided hosted web sites for member libraries. Does not include template pages with information on each library (such as hours, phone number). Includes home pages the network allowed the library to maintain content and/or customize the information on a regular basis.
Centralized PC Mgmt.	Indicates whether the network used systems management server software or similar applications to monitor or inventory connected workstations in member libraries and/or distribute new versions of client software applications to member libraries.
On-site PC support	Indicates whether the network sent out staff or contractual personnel to support connected PC's in member libraries.
On-site Advising/Consulting	Indicates whether the network sent out staff or contractual personnel to provide advisory or consulting services in the member library.
Continuing Education # Sessions	Number of sessions held.
Continuing Education # Attendees	Number of people attending the continuing education sessions.
Time & Print Management	Indicates whether the network provides time or print management for member libraries. (Y/N)
Member Services- Page 12	
Database Licenses: Total # of Databases Network-wide	Indicates the number of databases licensed as part of the basic membership fee. Databases were available both remotely and in-library
Database Licenses: Total # Databases - Individual Libraries	Indicates the number of databases that the network licensed only for a subgroup of members or individual libraries for an added fee. Databases were available both remotely and in-library
Database Licenses: In-library Only	The number of databases licensed with in-library only access as part of the basic membership.
Database Licenses: In-Library Only – Individual Libraries	The number of databases licensed with in library-only access for groups of members or individual libraries for an added fee
eBooks: Shared eBook Collections	Indicates whether the network supported shared eBook collections for members (Y/N)
eBooks: Shared eBook - Total Titles	The number of shared eBook titles in the network as of June 30.
eBooks: Shared eBook - Total Copies	The number of shared eBook copies in the network as of June 30.
eBooks: Added in FY11 -- Title Added	The number of new shared titles added during the fiscal year.

eBooks: Added in FY11 - Copies Added	The number of new shared eBook copies added during the fiscal year.
eBooks: Member Exclusive Purchases	Indicates whether individual member libraries added eBooks not shared network-wide (<i>e.g.</i> , Overdrive Advantage collections)
eBooks: Member Exclusive Purchases – Number of Libraries	The number of libraries that added exclusive purchase titles during the fiscal year.
Links from: OPAC to Online Journals	Links from OPAC to online journals and databases with full text. Indicates whether the network had links from serials OPAC records to online periodical content.
Links from: Online databases to OPAC	Indicates whether the network had links from online periodical content in separately subscribed online journals or full text database to its OPAC.
Cataloging	Indicates whether the network provided cataloging for member libraries. (Y/N)
Customized Reports	Indicates whether the network provided customized reports for member libraries. (Y/N)

FY2011 List of Network Members

Network	Type	Member Name
C/WMARS	OLA	Adams Free Library
C/WMARS	Full	Agawam Public Library
C/WMARS	Full	American International College, Shea Mem. Library
C/WMARS	Full	Amherst, Jones Library Inc
C/WMARS	Full	Anna Maria College, Mondor-Eagen Library
C/WMARS	Mini-net	Ashby Free Public Library
C/WMARS	OLA	Athol Public Library
C/WMARS	Full	Atlantic Union College, G. Eric Jones Library
C/WMARS	Full	Auburn Public Library
C/WMARS	Full	Ayer Library
C/WMARS	OLA	Barre, Woods Memorial Library
C/WMARS	Full	Belchertown, Clapp Memorial Library
C/WMARS	Full	Bellingham Public Library
C/WMARS	Full	Berkshire Community College, Library
C/WMARS	Mini-net	Berlin Public Library
C/WMARS	Mini-net	Bernardston, Cushman Library
C/WMARS	Full	Blackstone Public Library
C/WMARS	Mini-net	Bolton Public Library
C/WMARS	Mini-net	Boxborough, Sargent Memorial Library
C/WMARS	OLA	Boylston Public Library
C/WMARS	OLA	Brookfield, Merrick Public Library
C/WMARS	Mini-net	Buckland Public Library
C/WMARS	Full	Charlton Public Library
C/WMARS	Mini-net	Cheshire Public Library
C/WMARS	Mini-net	Chesterfield Public Library
C/WMARS	Full	Chicopee Public Library
C/WMARS	Mini-net	Clarksburg Town Library
C/WMARS	OLA	Clinton, Bigelow Free Public Library
C/WMARS	Mini-net	Colrain, Griswold Memorial Library
C/WMARS	OLA	Cooley Dickinson Hospital, Medical Library
C/WMARS	Mini-net	Dalton Free Public Library
C/WMARS	Mini-net	Deerfield, Tilton Library
C/WMARS	Mini-net	Douglas, Simon Fairfield Public Library
C/WMARS	Mini-net	Dudley, Pearle L. Crawford Memorial Library
C/WMARS	OLA	East Brookfield Public Library
C/WMARS	Full	East Longmeadow Public Library
C/WMARS	Full	Easthampton, Emily Williston Memorial Library
C/WMARS	Full	Elms College, Alumnae Library
C/WMARS	Mini-net	Erving Public Library
C/WMARS	Full	Fitchburg Public Library
C/WMARS	OLA	Florida Free Library
C/WMARS	Mini-net	Frontier Regional School Library
C/WMARS	Full	Gardner, Levi Heywood Memorial Library
C/WMARS	Full	Grafton Public Library

Network	Type	Member Name
C/WMARS	Mini-net	Granby Free Public Library
C/WMARS	OLA	Granville Public Library
C/WMARS	Full	Great Barrington, Mason Library
C/WMARS	Full	Greenfield Community College, Library
C/WMARS	Full	Greenfield Public Library
C/WMARS	OLA	Groton Public Library
C/WMARS	Mini-net	Hadley, Goodwin Memorial Library
C/WMARS	Mini-net	Hampden Free Public Library
C/WMARS	Full	Harvard Public Library
C/WMARS	OLA	Hatfield Public Library
C/WMARS	Mini-net	Heath Free Public Library
C/WMARS	Full	Holden, Gale Free Library
C/WMARS	Mini-net	Holland Public Library
C/WMARS	Full	Holyoke Community College Library
C/WMARS	Full	Holyoke Public Library
C/WMARS	Mini-net	Hopedale, Bancroft Memorial Library
C/WMARS	Full	Hopkinton Public Library
C/WMARS	Mini-net	Hubbardston Public Library
C/WMARS	Full	Hudson Public Library
C/WMARS	Mini-net	Lancaster, Thayer Memorial Library
C/WMARS	Mini-net	Lee Library Association
C/WMARS	OLA	Leicester Public Library
C/WMARS	Full	Lenox Library Association
C/WMARS	Full	Leominster Public Library
C/WMARS	Mini-net	Leverett Library
C/WMARS	Full	Longmeadow, Richard Salter Storrs Library
C/WMARS	Full	Ludlow, Hubbard Memorial Library
C/WMARS	Mini-net	Lunenburg Public Library
C/WMARS	Full	Marlborough Public Library
C/WMARS	Full	MA College of Liberal Arts, Eugene L. Freel Library
C/WMARS	Mini-net	Mendon, Taft Public Library
C/WMARS	Full	Milford Town Library
C/WMARS	Full	Millbury Public Library
C/WMARS	Mini-net	Millville Free Public Library
C/WMARS	Mini-net	Monson Free Library and Reading Room Ass.
C/WMARS	Mini-net	Montague Public Libraries, Carnegie Public Library
C/WMARS	Mini-net	Monterey Library
C/WMARS	Full	Mount Wachusett Community College
C/WMARS	Mini-net	New Marlborough Town Library
C/WMARS	Mini-net	New Salem Public Library
C/WMARS	Full	North Adams Public Library
C/WMARS	Mini-net	North Brookfield, Haston Free Public Library
C/WMARS	Full	Northampton, Forbes Library
C/WMARS	Full	Northampton, Lilly Library

FY2011 List of Network Members

Network	Type	Member Name
C/WMARS	Full	Northborough Free Library
C/WMARS	Mini-net	Northfield, Dickinson Memorial Library
C/WMARS	Mini-net	Orange, Wheeler Memorial Library
C/WMARS	Full	Oxford Free Public Library
C/WMARS	Full	Palmer Public Library
C/WMARS	OLA	Pathfinder Regional Vocational Technical High School, Palmer
C/WMARS	OLA	Paxton, Richards Memorial Library
C/WMARS	Full	Pepperell, Lawrence Library
C/WMARS	Mini-net	Petersham Memorial Library
C/WMARS	Full	Pittsfield, Berkshire Athenaeum
C/WMARS	Mini-net	Princeton Public Library
C/WMARS	Full	Quinsigamond Community College
C/WMARS	Mini-net	Richmond Free Public Library
C/WMARS	OLA	Rutland Free Public Library
C/WMARS	Mini-net	Sheffield, Bushnell-Sage Library
C/WMARS	Mini-net	Shelburne Free Public Library
C/WMARS	Mini-net	Shirley, Hazen Memorial Library
C/WMARS	Full	Shrewsbury Free Public Library
C/WMARS	Mini-net	Shutesbury, M.N. Spear Memorial Library
C/WMARS	Full	South Hadley Public Library
C/WMARS	Mini-net	Southampton, Edwards Public Library
C/WMARS	Mini-net	Southborough Public Library
C/WMARS	Full	Southbridge, Jacob Edwards Library
C/WMARS	OLA	Southwick Public Library
C/WMARS	Full	Spencer, Richard Sugden Public Library
C/WMARS	Full	Springfield City Library
C/WMARS	Full	Springfield Technical Community College Library
C/WMARS	Full	State Library of Massachusetts Library
C/WMARS	Mini-net	Sterling, Conant Public Library
C/WMARS	Mini-net	Stockbridge Library Association
C/WMARS	Mini-net	Sturbridge, Joshua Hyde Public Library
C/WMARS	Mini-net	Sunderland Public Library
C/WMARS	Mini-net	Sutton Free Public Library
C/WMARS	OLA	Templeton, Boynton Public Library
C/WMARS	Mini-net	Townsend Public Library
C/WMARS	Mini-net	Upton Town Library
C/WMARS	Full	Uxbridge Free Public Library
C/WMARS	OLA	Wales Public Library
C/WMARS	Mini-net	Ware, Young Men's Library Association
C/WMARS	OLA	Warren Public Library
C/WMARS	OLA	Warwick Free Public Library
C/WMARS	Full	Webster, Chester C. Corbin Public Library
C/WMARS	OLA	Wendell Free Library

Network	Type	Member Name
C/WMARS	OLA	West Boylston, Beaman Memorial Public Library
C/WMARS	Mini-net	West Brookfield, Merriam-Gilbert Public Library
C/WMARS	Full	West Springfield Public Library
C/WMARS	Mini-Net	West Stockbridge Public Library
C/WMARS	OLA	West Warren Library Association
C/WMARS	Full	Westborough Public Library
C/WMARS	Full	Westfield Athenaeum
C/WMARS	Mini-net	Westhampton Public Library
C/WMARS	Mini-net	Westminster, Forbush Memorial Library
C/WMARS	Full	Whitinsville Social Library
C/WMARS	Full	Wilbraham Public Library
C/WMARS	Mini-net	Williamsburg, Meekins Library
C/WMARS	Mini-net	Williamstown, David & Joyce Milne Public Library
C/WMARS	Mini-net	Winchendon, Beals Memorial Library
C/WMARS	Full	Worcester Public Library
CLAMS	Full	Falmouth, Woods Hole Public Library
CLAMS	Full	Barnstable, Hyannis Public Library Association
CLAMS	Full	Barnstable, Sturgis Library
CLAMS	Full	Barnstable, Cotuit Library
CLAMS	Full	Barnstable, Marstons Mills Public Library
CLAMS	Full	Cape Cod Community College, Wilkens Library
CLAMS	Full	Barnstable, Centerville Public Library
CLAMS	Full	Barnstable, Whelden Memorial Library
CLAMS	Full	Barnstable, Osterville Free Library
CLAMS	Full	Bourne, Jonathan Bourne Public Library
CLAMS	Full	Brewster Ladies Library
CLAMS	Full	Chatham, Eldredge Public Library
CLAMS	Full	Dennis, West Dennis Free Public Library
CLAMS	Full	Dennis, South Dennis Public Library
CLAMS	Full	Dennis, Dennis Public Library
CLAMS	Full	Dennis, Jacob Sears Memorial Library
CLAMS	Full	Dennis, Dennis Memorial Library Association
CLAMS	Full	Eastham Public Library
CLAMS	Full	Edgartown Free Public Library
CLAMS	Full	Falmouth Public Library
CLAMS	Full	Falmouth, West Falmouth Library, Inc.
CLAMS	Full	Harwich, Brooks Free Library
CLAMS	Full	Mashpee Public Library
CLAMS	Full	Nantucket Atheneum
CLAMS	Full	Oak Bluffs Public Library
CLAMS	Full	Orleans, Snow Library
CLAMS	Full	Provincetown Public Library
CLAMS	Full	Tisbury, Vineyard Haven Public Library

FY2011 List of Network Members

Network	Type	Member Name
CLAMS	Full	Truro Public Library
CLAMS	Full	Wellfleet Public Library
CLAMS	Full	Yarmouth Port Library
CLAMS	Full	Yarmouth Town Libraries
FLO	Full	Massachusetts College of Pharmacy and Health Sciences, Sheppard Library
FLO	Full	Wentworth Institute of Technology, Alumni Library
FLO	Full	Massachusetts College of Art, Morton R. Godine Library
FLO	Full	Museum of Fine Arts, William Morris Hunt Memorial Library
FLO	Full	New England Conservatory of Music, Harriet M. Spaulding Library
FLO	Full	Emerson College
FLO	Full	Wheeler College
FLO	Full	Emmanuel College, Cardinal Cushing Library
FLO	Full	Lesley University, Ludcke Library
FLO	OLA	School of the Museum of Fine Arts, W. Van Alan Clark, Jr. Library
MBLN	Full	Boston Public Library
MBLN	Full	State Transportation Library
MBLN	Full	Chelsea Public Library
MBLN	Full	Malden Public Library
MLN	Full	Acton Memorial Library
MLN	Full	Arlington, Robbins Library
MLN	Full	Ashland Public Library
MLN	Full	Bedford Free Public Library
MLN	Full	Belmont Public Library
MLN	Full	Newbury College
MLN	Full	Brookline Public Library
MLN	Full	Cambridge Public Library
MLN	Full	Concord Free Public Library
MLN	Full	Dedham Public Library
MLN	Full	Dover Town Library
MLN	Full	Framingham Public Library
MLN	Full	Framingham State University, Henry Whittemore Library
MLN	Full	Franklin Public Library
MLN	Full	Dean College, E. Ross Anderson Library
MLN	Full	Holliston Public Library
MLN	Full	Lexington, Cary Memorial Library
MLN	Full	Lincoln Public Library
MLN	Full	Maynard Public Library
MLN	Full	Medfield Memorial Library
MLN	Full	Medway Public Library System

Network	Type	Member Name
MLN	Full	Millis Public Library
MLN	Full	Natick, Morse Institute Library
MLN	Branch	Natick, Bacon Free Library
MLN	Full	Needham Free Public Library
MLN	Full	Newton Free Library
MLN	Full	Lasell College, Brennan Library
MLN	Full	Mt. Ida College
MLN	Full	Norwood, Morrill Memorial Library
MLN	Full	Somerville Public Library
MLN	Full	Stow, Randall Library
MLN	Full	Sudbury, Goodnow Public Library
MLN	Full	Waltham Public Library
MLN	Full	Watertown Free Public Library
MLN	Full	Wayland Free Public Library
MLN	Full	Massachusetts Bay Community College, Perkins Library
MLN	Full	Wellesley Free Library
MLN	Full	Weston Public Library
MLN	Full	Regis College
MLN	Full	Westwood Public Library
MLN	Full	Winchester Public Library
MLN	Full	Woburn Public Library
MVLC	Full	Amesbury Public Library
MVLC	Full	Andover, Memorial Hall Library
MVLC	Full	Billerica Public Library
MVLC	Full	Boxford Town Library
MVLC	Full	Burlington Public Library
MVLC	Full	Carlisle, Gleason Public Library
MVLC	Full	Chelmsford Public Library
MVLC	Full	Dracut, Moses Greeley Parker Memorial Library
MVLC	Full	Dunstable Free Public Library
MVLC	Full	Essex, T.O.H.P. Burnham Free Library
MVLC	Full	Georgetown, Peabody Library
MVLC	Full	Groveland, Langley Adams Library
MVLC	Full	Hamilton-Wenham Public Library
MVLC	Full	Haverhill Public Library
MVLC	Full	Ipswich Public Library
MVLC	Full	Lawrence Public Library
MVLC	Full	Littleton, Reuben Hoar Library
MVLC	Full	Lowell, Samuel S. Pollard Memorial Library
MVLC	Full	Manchester-by-the-Sea Public Library

FY2011 List of Network Members

Network	Type	Member Name
MVLC	Full	Merrimac Public Library
MVLC	Full	Methuen, Nevins Memorial Library
MVLC	Full	Middleton, Flint Public Library
MVLC	Full	Newbury Town Library
MVLC	Full	Newburyport Public Library
MVLC	Full	North Andover, Stevens Memorial Library
MVLC	Full	North Reading, Flint Memorial Library
MVLC	Full	Rockport Public Library
MVLC	Full	Rowley Public Library
MVLC	Full	Salisbury Public Library
MVLC	Full	Tewksbury Public Library
MVLC	Full	Topsfield Town Library
MVLC	Full	Tyngsborough Public Library
MVLC	Full	West Newbury, G. A. R. Memorial Library
MVLC	Full	Westford, J. V. Fletcher Library
MVLC	Full	Wilmington Memorial Library
NOBLE	Full	Beverly Public Library
NOBLE	Full	Bunker Hill Community College
NOBLE	Full	Danvers, Peabody Institute Library
NOBLE	Full	Endicott College, Diane M. Halle Library
NOBLE	Full	Everett, Parlin Memorial Library
NOBLE	Full	Gloucester Lyceum & Sawyer Free Library
NOBLE	Full	Gordon College, Jenks Library
NOBLE	Full	Lynn Public Library
NOBLE	Full	Lynnfield Public Library
NOBLE	Full	Marblehead, Abbot Public Library
NOBLE	Associate	Massachusetts Board of Library Commissioners
NOBLE	Full	Melrose Public Library
NOBLE	Full	Merrimack College, McQuade Library
NOBLE	Full	Middlesex Community College
NOBLE	Associate	Montserrat College of Art, Paul M. Scott Library
NOBLE	Full	North Shore Community College
NOBLE	Full	Northern Essex Community College, Bentley Library
NOBLE	Full	Peabody, Peabody Institute Library
NOBLE	Full	Phillips Academy, Oliver Wendell Holmes Library
NOBLE	Full	Reading Public Library
NOBLE	Full	Revere Public Library
NOBLE	Full	Salem Public Library
NOBLE	Full	Salem State University
NOBLE	Full	Saugus Public Library
NOBLE	Full	Stoneham Public Library
NOBLE	Full	Swampscott Public Library
NOBLE	Full	Wakefield, Lucius Beebe Memorial Library
NOBLE	Full	Winthrop Public Library

Network	Type	Member Name
OCLN	Full	Abington Public Library
OCLN	Full	Avon Public Library
OCLN	Full	Braintree, Thayer Public Library
OCLN	Full	Brockton Public Library System
OCLN	Full	Canton Public Library
OCLN	Full	Cohasset, Paul Pratt Memorial Library
OCLN	Full	Duxbury Free Library
OCLN	Full	Eastern Nazarene College, Nease Library
OCLN	Full	Hanover, John Curtis Free Library
OCLN	Full	Hingham Public Library
OCLN	Full	Holbrook Public Library
OCLN	Full	Hull Public Library
OCLN	Full	Kingston Public Library
OCLN	Full	Marshfield, Ventress Memorial Library
OCLN	Full	Massasoit Community College
OCLN	Full	Milton Public Library
OCLN	Full	Norwell Public Library
OCLN	Full	Plymouth Public Library
OCLN	Full	Quincy, Thomas Crane Public Library
OCLN	Full	Randolph, Turner Free Library
OCLN	Full	Rockland Memorial Library
OCLN	Full	Sandwich Free Public Library
OCLN	Full	Scituate Town Library
OCLN	Full	Sharon Public Library
OCLN	Full	Stoughton Public Library
OCLN	Full	Walpole Public Library
OCLN	Full	Weymouth Public Libraries
OCLN	Full	Whitman Public Library
SAILS	Full	Acushnet, Russell Memorial Library
SAILS	Full	Anna Ware Jackson Library Media Center
SAILS	Full	Attleboro High School
SAILS	Full	Attleboro Public Library
SAILS	Full	B.M.C. Durfee High School, Ambrose Keeley Library
SAILS	Full	Beatrice H. Wood Library, Plainville
SAILS	Full	Berkley Public Library
SAILS	Full	Bridgewater Public Library
SAILS	Full	Bristol Community College
SAILS	Full	Carver Public Library
SAILS	Full	Dartmouth Public Libraries
SAILS	Full	Delaney Elementary School
SAILS	Full	Dighton Public Library
SAILS	Full	Dr. Kevin M. Hurley Middle School Library
SAILS	Full	East Bridgewater Central School

FY2011 List of Network Members

Network	Type	Member Name
SAILS	Full	East Bridgewater High School, Library
SAILS	Full	East Bridgewater Public Library
SAILS	Full	Easton, Ames Free Library of Easton, Inc.
SAILS	Full	Fairhaven, Millicent Library
SAILS	Full	Fall River Public Library
SAILS	Full	Foxborough High School
SAILS	Full	Foxborough, Boyden Library
SAILS	Full	Freeman-Centennial Elementary School
SAILS	Full	Freetown, James White Memorial Library
SAILS	Full	George R. Martin Elementary School
SAILS	Full	Gordon Mitchell Middle School, East Bridgewater
SAILS	Full	H. Olive Day Elementary School
SAILS	Full	Halifax, Holmes Public Library
SAILS	Full	Hanson Public Library
SAILS	Full	John J. Ahern Middle School, Foxborough
SAILS	Full	Keith Middle School
SAILS	Full	Lakeville Free Public Library
SAILS	Full	Mansfield Public Library
SAILS	Full	Marion, Elizabeth Taber Library
SAILS	Full	Massachusetts Maritime Academy, Library
SAILS	Full	Mattapoisett Free Public Library
SAILS	Full	Middleborough Public Library
SAILS	Full	Mildred H. Aitken Elementary School
SAILS	Full	New Bedford Free Public Library
SAILS	Full	New Bedford High School
SAILS	Full	Norfolk Public Library
SAILS	Full	Normandin Middle School, New Bedford
SAILS	Full	North Attleborough, Richards Memorial Library
SAILS	Full	Norton Public Library
SAILS	Full	Pembroke Public Library
SAILS	Full	Plainville Public Library
SAILS	Full	Plympton Public Library
SAILS	Full	Raynham Public Library
SAILS	Full	Rehoboth, Blanding Free Public Library
SAILS	Full	Rochester, Joseph H. Plumb Memorial Library
SAILS	Full	Roderick Elementary School, Raymond Library
SAILS	Full	Roosevelt Middle School, New Bedford
SAILS	Full	Seekonk High School
SAILS	Full	Seekonk Public Library
SAILS	Full	Somerset Public Library
SAILS	Full	Southeastern Regional Vocational-Technical School, Easton
SAILS	Full	Swansea Free Public Library
SAILS	Full	Taunton Public Library

Network	Type	Member Name
SAILS	Full	Wareham Free Library
SAILS	Full	West Bridgewater Public Library
SAILS	Full	Westport Free Public Library
SAILS	Full	Wrentham, Fiske Public Library